








DARUDÖBÖGÖS
(DAW-roo-dœ-bœ-gœsh)
(Hungary (Southeast))
(Couple dance)

- Translation: Crane (the bird) Döbögös (stamping dance).
- Record: Folkraft LP-29, side A band 3 (2:56) - gypsy orchestra.
- Starting Pos: Shoulder-waist pos. R ft free.
- Steps: Darudöbögös Step (R)  : Facing slightly L, and moving L, with wt on R ft hop on R ft (ct 1), step fwd on L heel (ct &), close and step on R ft beside L (ct 2), a small leap fwd on L ft, bending R knee to swing R ft up in back (ct 3), hop on L ft in place, swinging R ft fwd with knee straight and turning R 1/4 around to face slightly R (ct 4). The hop on ct 1 is a big hop.
Darudöbögös Step (R) With Twist  :: Same, except twist hips slightly (R-L, R, L, R) in rhythm with the steps.
Either Darudöbögös Step (L): Same, reversing direction and ftwork.
Leap-Hop (R)  : Leap on R ft, bending L knee to swing L ft in back (ct 1), hop on R ft, swinging L ft fwd with knee straight (ct 2). Leap-Hop (L): Same, reversing ftwork.

Music 4/4

Measure

- FIGURE A (vocal)
Turn CCW with ptr as follows:
- 1  Step-Close (R) sdwd R (cts 1,2).
Step sdwd R on R ft, bending L knee sharply to brush L ft up across in back of R leg (ct 3).
Pause, straightening L knee to swing L ft slightly diagonally fwd L (ct 4); and
- 2-6 Repeat meas 1 five more times (6 times in all) alternating direction and ftwork, not in place but moving freely.
- 7  Changing to Turn Pos, turn CW with ptr as follows:
Two quick steps (R,L) fwd (cts 1,&).
Step fwd on R ft bending R knee, also bending L knee to raise L ft bkwd (ct 2).
 Straighten knees and rise on ball of R ft, swinging L leg fwd (ct 3).
 A small step fwd on L ft, bending knee very slightly (ct 4); and

DARUDÖBÖGÖS (continued)

- 8-12 Repeat meas 7 five more times (6 times in all). On last ct of meas 12, W step on R ft beside L to finish with M R and W L ft free, ptrs facing with M L hand holding W R hand down in "V" pos, outside arms raised freely.

FIGURE B

- 1-15 Facing ptr, 15 Darudöbögös Steps starting with hop on M L and W R ft. Change hands after each Darudöbögös Step (i.e., so M R holds W L when starting with hop on M R and W L ft). On last ct of meas 15 M close and step on L ft beside R, to finish in Shoulder-waist pos, both with R ft free.

Repeat above A-B sequence three more times (4 times in all), then . . .

FIGURE B-V -- Fast!

- 1-4 Step slow L ball of L ft, knee straight (ct 1), pause (ct 2), then Six Rida Steps (R) turning CW (cts 3-14). Turning to face ptr, close and step on R ft beside L, lowering L heel so wt is on both ft (ct 15), pause (ct 16).
- 5-8 Repeat meas 1-4.
- 9-15 Repeat meas 1-4 except with 12 Rida Steps (R) turning CW before the closing step.

ADDITIONAL VARIATIONS

During the B melody the variations BI, II, III, IV may be used.


FIGURE B-I - Turning

- 1-8 Same as Figure B.
- 9-15 The W turns individually CW with the Darudöbögös during meas 9, 11, 13, 15.

FIGURE B-II - Twist

- 1-15 As B-1 above, except Darudöbögös Steps with Twist. (Note: W do not twist when turning during meas 9, 11, 13, and 15.)

FIGURE B-III - Cifra

- 1  Step fwd on R ft (ct 1). Crossing in back, step fwd on L ft to R side of R ft (ct &).

DARUDÖBÖGÖS (continued)

- Step fwd on R ft, bending knees (ct 2).
 • Turning 1/4 R, close and a very slight jump on balls of both ft together with a sharp click, knees straight (ct 3).
 • Turning 1/4 R, a slight leap and stamp on R ft bending R knee slightly and swinging L leg fwd with knee straight, releasing R hands and joining L hands with ptr, each facing opp direction (ct 4); and . . .
- 2-8 Repeat meas 1 seven more times (8 in all), alternating direction, ftwork, and handwork. Finish facing opp directions with R hands joined, outside arms raised freely.
- 9 Turn CW slowly as follows:
 • Jump on both ft apart (ct 1).
 • Jump up and click ft together in the air (ct &).
 • Land with a jump on both ft apart (ct 2).
 • Jump up and click ft together in the air (ct &).
 • Land with a leap fwd on L ft (ct 3).
 • Step fwd on R heel (ct &).
 • Close and step on L ft beside R, lowering ball of R ft to take wt on both ft, bending knees (ct 4); and Repeat meas 9 six more times (7 times in all).
 Finish in Shoulder-waist pos, both with R ft free.
- 10-15
- 1-13 FIGURE B-IV - Leap-hop
 Two Darudöbögös Steps (L, R), then ptrs change places with one Leap-Hop (R), turning CW half around.
 Three Darudöbögös Steps (R, L, R), then ptrs change places with one Leap-Hop (R), turning CW half around, and repeat twice (3 times in all).
- 14-15 Two Darudöbögös Steps (R, L). Finish in Turn pos with L ft free.

(Song words on next page)

DARUDÖBÖGÖS (continued)

SONG WORDS

Kis-Tápéba két úton kell bemenni	You must go to the little village of Tapé from two directions,
De szeretnék a babámmal beszélni, Télen, nyáron rozsmaringos az ablaka,	I should like to speak with my love, Summer and winter her window is filled with rosemary,
Jaj de sokat áztam, fáztam alatta. Kék a kőkény, ha megéri fekete.	I have often caught cold at her window. The blueberry is blue, but it's black when ripe.
Nem leszek én kis-Tápéi menyecske, Kár volna még engemet férjhezadni Rózsa helyett bimbót leszakajtani	I don't want to marry and live in Tapé, It would be a pity to force me, And pluck a bud instead of a rose.

Presented by Csaba Pálfi.

Description by Rickey Holden and Csaba Pálfi